


Made in Italy



EICHE
INTO THE WOODS




NovaBell[®]
Ceramiche Gruppo Bellei



_Into the woods.

NovaBell affonda le radici della propria ricerca nella materia lignea, riemergendo con una superficie autentica e inconfondibile. **Eiche** è molto più di un legno ceramico e nasce dal desiderio di rappresentare lo spazio come luogo di comfort e accoglienza, un universo vivo, nel quale il design delle superfici e le loro performance sono funzionali al benessere quotidiano e alla dimensione di pura autenticità.

NovaBell's research digs deep into the substance and culture of wood, and emerges with a unique, authentic surface. **Eiche** is much more than a ceramic wood, and springs from the desire to represent space as a context for comfort and hospitality, a living universe, in which surfaces' design and performances are at the service of quality of daily life and convey a message of pure authenticity.

Les racines de NovaBell plongent dans sa recherche sur la matière bois, d'où elle fait surgir une surface authentique et incomparable. **Bien plus qu'un bois céramique, Eiche est né du désir de représenter l'espace comme un lieu de confort et d'accueil, un univers vivant dans lequel le design des surfaces et leurs performances sont partie prenante du bien-être quotidien et d'une dimension de pure authenticité.**

NovaBell hat sich mit der gestalterischen Wirkung von Holz beschäftigt und eine Kollektion mit einer naturnahen, unverwechselbaren Optik geschaffen. **Die Kollektion Eiche ist weitaus mehr als keramisches Holz, sie verleiht dem Raum eine komfortable, behagliche Atmosphäre. Ihr Design und ihre Leistungsmerkmale vermitteln Wohlgefühl im Alltag und den Eindruck von Authentizität.**

NovaBell hunde las raíces de su investigación en la materia lignaria y saca a la luz una superficie auténtica e inconfundible. **Eiche es mucho más que una madera cerámica. Nace del deseo de representar el espacio como lugar de confort y acogida, un universo vivo en el que el diseño de las superficies y sus prestaciones se ponen al servicio del bienestar cotidiano y de una dimensión de pura autenticidad.**

Тщательно изучив фактуру дерева, компания NovaBell создала плитку, максимально точно передающую его характер. **Eiche** - это не просто имитирующая дерево керамическая плитка. Она позволяет проектировать уникальные, излучающие комфорт и гостеприимство интерьеры - живое пространство, в котором дизайн и функциональность декоративных поверхностей помогают повысить качество жизни, создавая ощущение единства с природой.



Alpin



Landhaus



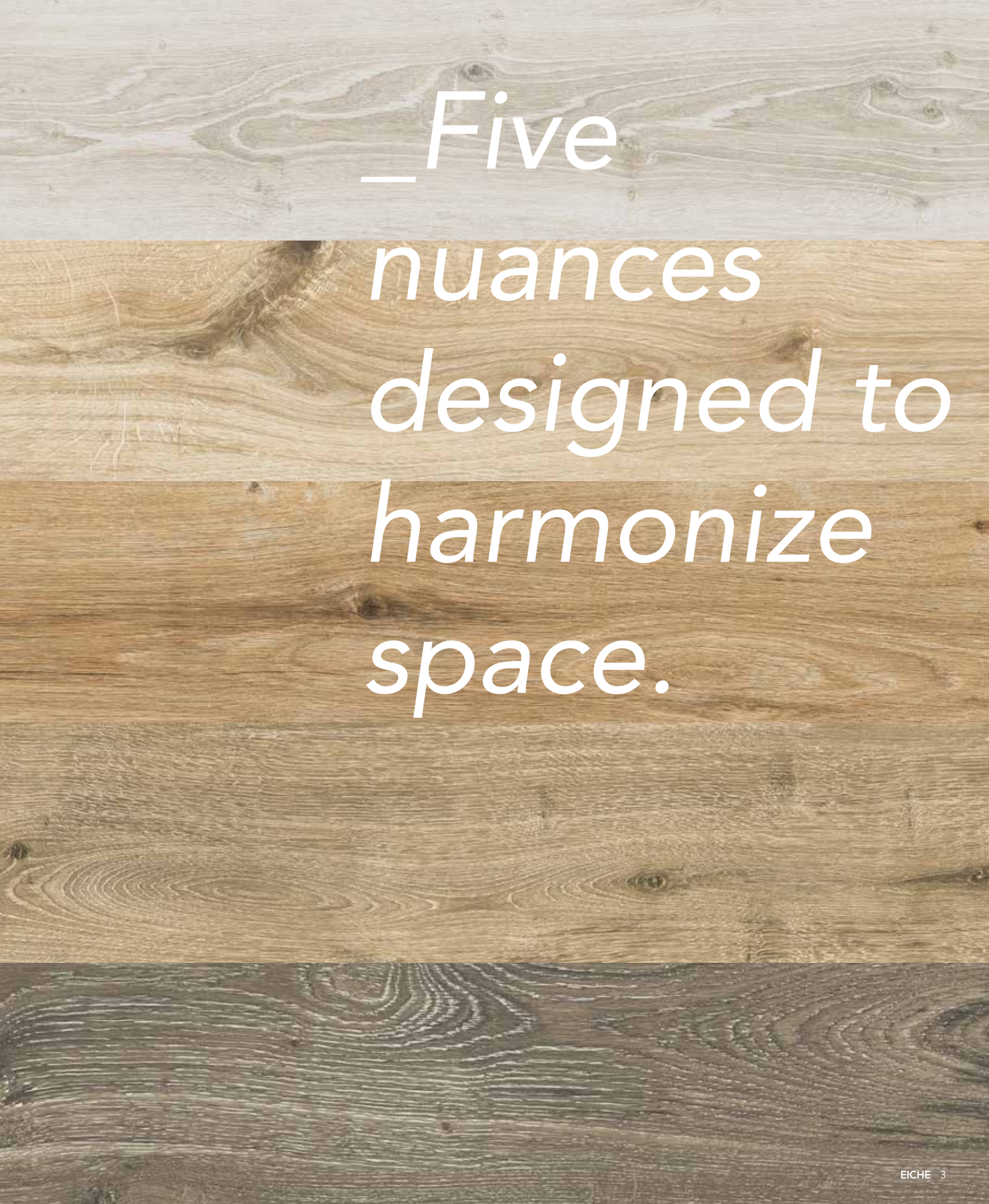
Natur



Scottish



Timber



*_Five
nuances
designed to
harmonize
space.*



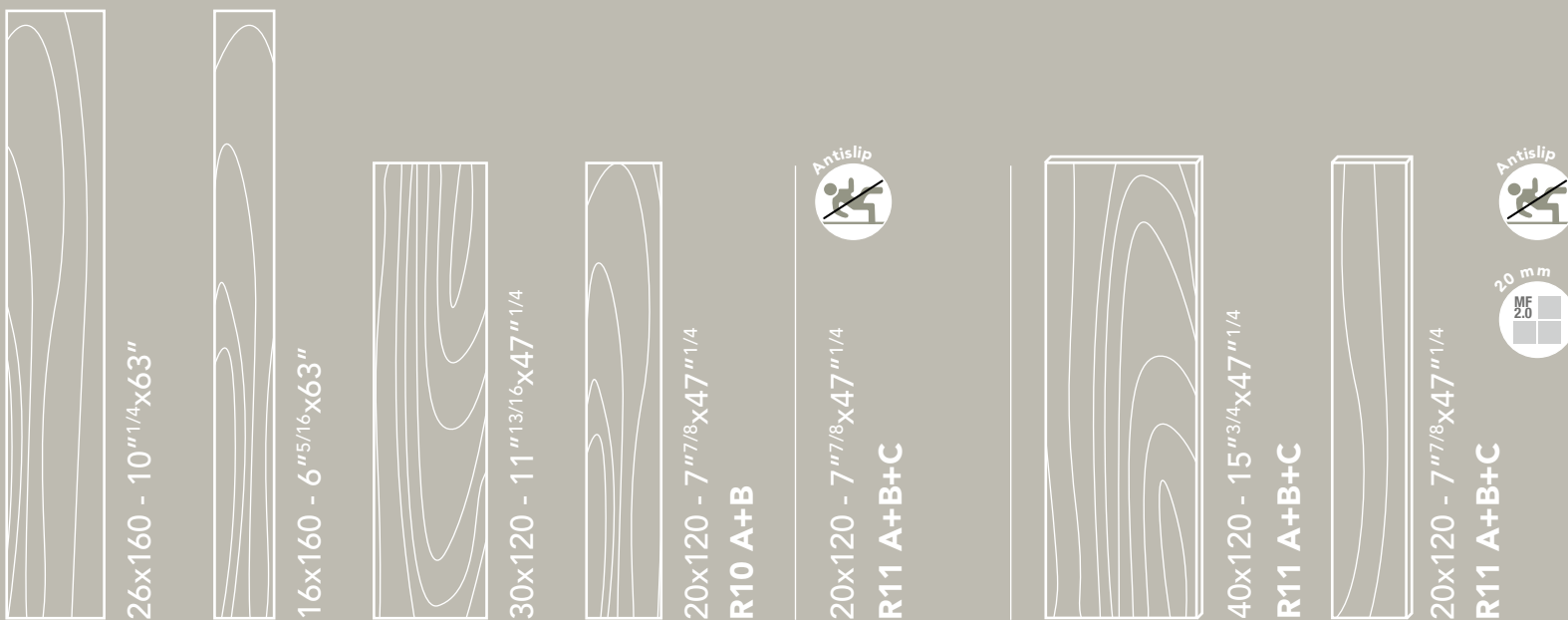
In



Out

Eiche è la superficie che non conosce confini, **allarga i propri orizzonti spaziando con coerenza dall'interno all'esterno.** NovaBell traduce l'abitare contemporaneo come luogo confortevole e facile da vivere.

Eiche is the surface that knows no boundaries, **extending its horizons and seamlessly running from indoors to outdoors.** NovaBell interprets the contemporary home as a comfortable place, easy to live in.



Surface sans limites, **Eiche élargi ses horizons, et s'inscrit en pleine cohérence dans la continuité de l'intérieur vers l'extérieur.** NovaBell matérialise l'habitat contemporain en un lieu de confort, facile à vivre.

Eiche kennt keine Grenzen und **schafft nahtlose Übergänge zwischen innen und außen.** Denn NovaBell begreift moderne Wohnkultur als komfortablen Lebensraum.

Eiche es una superficie que no conoce confines, **amplía sus horizontes extendiéndose con coherencia del interior al exterior.** NovaBell convierte la vivienda contemporánea en un lugar confortable y fácil de habitar.

Плитка Eiche позволяет создавать безграничные пространства, **расширяющие горизонты и свободно перетекающие из помещения на улицу.** Современный дом, по мнению NovaBell, должен быть комфортным и максимально приспособленным для жизни.

_Space makes sense with mix&match.

Mélanger et bâtir des projets en combinant les céramiques NovaBell, c'est créer un lien entre l'espace et les émotions.

Durch die Kombination verschiedener keramischer Erzeugnisse von NovaBell gelingt der Brückenschlag zwischen Raum und Emotion.

Mezclar y construir proyectos a través de la combinación de las cerámicas de NovaBell significa crear un vínculo entre espacio y emoción.

Комбинируя керамическую плитку из различных коллекций NovaBell, можно создавать потрясающие по своей эмоциональности пространства.



Miscelare e costruire progetti attraverso l'abbinamento tra le ceramiche NovaBell, significa creare un legame tra spazio ed emozione.

Creating mixtures and constructing designs by combining NovaBell ceramic collections builds a bond between space and emotion.

Scottish _Living inside and outdoors.

FLOOR: Scottish Rettificato 30x120 - 11^{13/16}x47^{1/4} / Scottish Rettificato 20 mm 40x120 - 15^{3/4}x47^{1/4}
WALL: Scottish Rettificato 20 mm 40x120 - 15^{3/4}x47^{1/4}

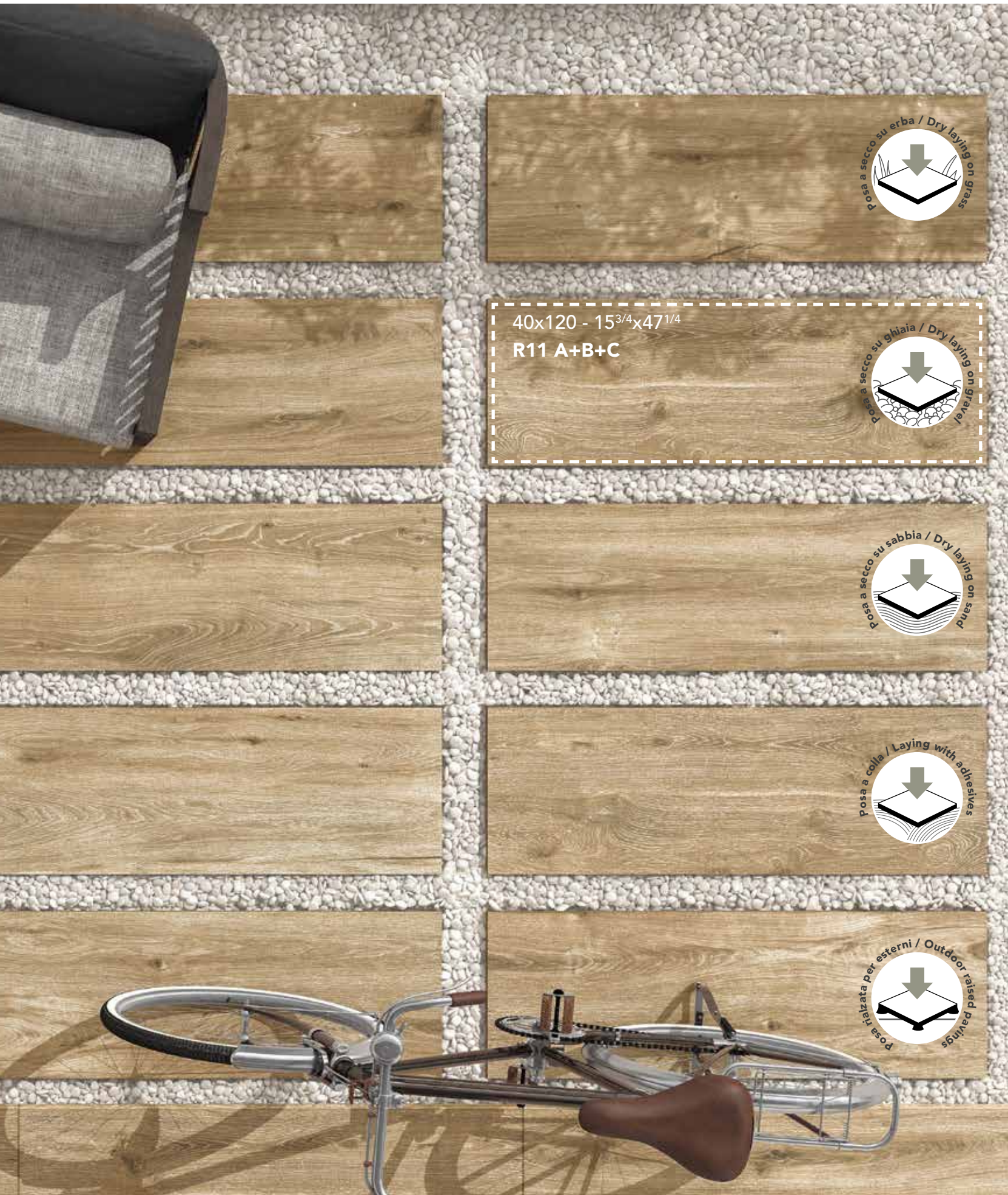


Eiche è un progetto "aperto", le superfici create per l'interno sono perfettamente coordinate a quelle per l'esterno. Questa caratteristica dà fluidità agli spazi aumentando la relazione costante tra in e out.

Eiche is an "open" project; the surfaces created for indoor use are perfectly coordinated with those for the outdoors. This gives fluidity to spaces, supporting a constant dialogue between inside and outside.

20 mm





Posa a secco su erba / Dry laying on grass

40x120 - 15^{3/4}x47^{1/4}
R11 A+B+C

Posa a secco su ghiaia / Dry laying on gravel

Posa a secco su sabbia / Dry laying on sand

Posa a colla / Laying with adhesives

Posa realizzata per esterni / Outdoor raised patios



Eiche est **un projet « ouvert »** : les surfaces créées pour l'intérieur sont parfaitement coordonnées à celles de l'extérieur, apportant ainsi de la fluidité aux espaces, et intensifiant la relation constante entre le dedans et le dehors.

Eiche ist ein so genanntes **offenes Konzept** und ermöglicht die Gestaltung perfekt aufeinander abgestimmter Innen- und Außenbereiche. Nahtlose Übergänge heben die Grenzen zwischen innen und außen auf.

Eiche es **un proyecto "abierto"**, las superficies creadas para el interior están perfectamente coordinadas con las pensadas para el exterior. Esta característica da fluidez a los espacios y alimenta una constante trabazón entre los ámbitos de dentro y de fuera.

Eiche — это «**открытый**» **проект**. Плитка, созданная для использования в помещениях, прекрасно сочетается с плиткой, предназначенной для наружной отделки. Такой подход стирает границы между пространством внутри дома и за его пределами.






*_Floors
with a link
to nature.*

FLOOR: Scottish Rettificato 20x120 - 7^m7/8x47^m1/4

WALL: Imperial Statuario Lappato 60x120 - 23^m5/8x47^m1/4 / Statuario Lappato 30x60 - 11^m13/16x23^m5/8



Imperial



Imperial

Statuario Lappato
60x120 - 23¹¹/₈ x 47¹/₄

Statuario Lappato
30x60 - 11¹³/₁₆ x 23⁵/₈





FLOOR: Landhaus Rettificato 20x120 - 7^{7/8}x47^{1/4} / Landhaus Rettificato 20 mm 40x120 - 15^{3/4}x47^{1/4}

Landhaus _Surfaces that make life easier.

Gli effetti materici e il design ricco di dettagli lignei modellano superfici autentiche. **Ogni modulo riflette caratteristiche naturali differenti, trasformando l'alta tecnologia industriale in "legame costante con la natura"**. Eiche semplifica la vita mettendo in primo piano la praticità e la funzionalità, senza rinunciare all'estetica.

Tactile effects, and design rich in details derived from wood, shape authentic surfaces. **Every module reflects different natural characteristics, transforming state-of-the-art industrial technology into a "constant link to nature"**. Eiche makes life easier by prioritising convenience and practicality, without forgetting looks.





Les effets matière et le design foisonnant de détails propres au bois modèlent des surfaces authentiques. **Chaque module reflète des caractéristiques naturelles différentes, transformant ainsi la haute technologie industrielle en « lien permanent avec la nature ».** Eiche simplifie la vie en valorisant l'aspect pratique et la fonctionnalité, sans jamais renoncer à la dimension esthétique.

Das natürliche, detailreiche Materialbild von Holz sorgt für authentische Flächenoptiken. **Kein Modul gleicht dem anderen: Naturnähe durch Hightech.** Eiche bedeutet Komfort im Wohnalltag, denn Zweckmäßigkeit und Funktionalität stehen an erster Stelle. Selbstverständlich stets mit einem besonderen Augenmerk auf erstklassige Ästhetik.

Los efectos matéricos y el diseño lleno de detalles lignarios modelan superficies auténticas. **Cada uno de los módulos refleja características naturales diferentes, transformando la alta tecnología industrial en "vínculo constante con la naturaleza".** Eiche simplifica la vida dando prioridad a la practicidad y a la funcionalidad, sin por ello renunciar a la estética.

Благодаря приятным тактильным ощущениям и детально проработанным текстурам, повторяющим поверхность дерева, плитка воспринимается как натуральный материал. **Каждый модуль имитирует уникальные характеристики дерева, а использование самых современных технологий подчеркивает связь с природой.** При создании серии Eiche первостепенное внимание уделялось удобству, практичности и, разумеется, эстетичности.



Natur _The bathroom incorporating nature.

Superfici dalle performance uniche, idrorepellenti e inattaccabili, generano una naturale estensione con l'ambiente esterno perfezionando la qualità della vita e dello spazio abitativo.

FLOOR: Natur Rettificato 20x120 - 7^{7/8}x47^{11/4}
WALL: Mattoncino Natur 30x60 - 11^{13/16}x23^{5/8} /
Neutra Bianco 26x75 - 10^{11/4}x29^{11/2}





Surfaces with unique performances, water-repellent and immune to attack, generate a natural extension with the outdoor environment, perfecting the quality of life and living space.





Natur 20x120 - 7^{7/8}x47^{1/4}




Neutra Bianco 26x75 - 10^{1/4}x29^{1/2}

Des surfaces aux performances uniques, hydrofuges et inattaquables prolongent naturellement le paysage extérieur environnant : la qualité et l'espace à vivre s'en trouvent perfectionnés.


Wasserabweisende und resistente Flächenbeläge mit einzigartigen Leistungsmerkmalen erweitern den Lebensraum nach draußen und sorgen damit für ein Plus an Lebens- und Wohnqualität.

Superficies de prestaciones únicas, hidrorrepelentes e inatacables, generan una natural extensión al ámbito exterior contribuyendo a la calidad tanto del espacio habitado como de la vida en el mismo.

Необыкновенно практичная плитка с водоотталкивающей и устойчивой к агрессивному воздействию поверхностью словно становится частью пейзажа за окном, делая использование ванной комнаты еще более приятным.



Harmony through space.



FLOOR: Natur Rettificato 20x120 - 7^{37/8}x47^{11/4}



Alpin

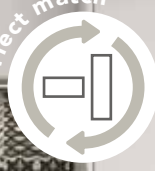
“Made in Italy” with something more.



NovaBell progetta e produce le proprie superfici guidata da tutti i valori del Made in Italy. **Conoscenza profonda della materia prima, estetica inconfondibile, basso impatto ambientale.** Eiche trasmette in modo naturale un lusso non ostentato, fatto di elementi preziosi legati alla ricerca della qualità e del buon gusto.

In the design and production of its surfaces, NovaBell is guided by the genuine values of Italian style and manufacturing. **In-depth knowledge of the raw material, unique aesthetics, low environmental impact.** Eiche's natural language speaks of unostentatious luxury, made up of choice features grounded in quality and good taste.

Perfect match



FLOOR: Alpin Rettificato 30x120 - 11^{13/16}x47^{1/4} / Alpin Rettificato 20x120 - 7^{7/8}x47^{1/4}
WALL: Déco 20x20 - 7^{7/8}x7^{7/8}





FORMALDEHYDE-FREE
ASBESTOS-FREE
CHLORINE-FREE

Guidée par l'ensemble des valeurs propres au « Made in Italy », NovaBell conçoit et fabrique tous ses produits. **Profonde connaissance de la matière première, esthétique incomparable, faible impact sur l'environnement.** Eiche transmet très naturellement un luxe qui n'a rien d'ostentatoire, fait d'éléments précieux issus d'une recherche de la qualité et du bon goût.

NovaBell entwickelt und produziert seine Erzeugnisse im Zeichen der Wertbegriffe des „Made in Italy“. **Profunde Kenntnis der Ausgangsmaterialien, unverwechselbares Design, umweltschonende Herstellungsverfahren.** Eiche vermittelt in natürlicher Weise einen dezenten Luxus, der in kostbaren, stilvollen Details zum Ausdruck kommt.

NovaBell proyecta y fabrica sus superficies guiada por los valores del Made in Italy: **conocimiento profundo de la materia prima, estética inconfundible, bajo impacto medioambiental.** Eiche transmite de modo natural un lujo no ostentado, constituido por elementos preciosos ligados a la búsqueda de la calidad y del buen gusto.

Создавая отделочные материалы, NovaBell не только придерживается традиций итальянского стиля и высоких производственных стандартов. **Мы применяем глубокое знание материала, следуя принципам эстетичности и экологичности.** Гармонирующий с природой дизайн плитки серии Eiche отличается ненавязчивостью и изысканностью благодаря своей уникальности, высокому качеству и отличному вкусу ее создателей.




FLOOR: Timber Rettificato 26x160 - 10^{ml} x 63^{pl}



Timber *_An* *intimate* *project.*

Eiche è un progetto lontano dalle "mode". Il design della materia e le scelte cromatiche nascono per trasferire sensazioni di intimità, comfort e sicurezza, per questo **le superfici NovaBell connettono il gusto personale con lo spazio circostante in maniera disinvolta e autentica.**

Eiche is a project untouched by "fashions". The material's design and colour scheme are chosen to convey sensations of intimacy, comfort and safety, so **NovaBell surfaces link personal taste with the surrounding space with ease and authenticity.**







Eiche est un projet qui s'inscrit à l'écart des « modes », dont le design de la matière et les choix de couleurs sont conçus pour transmettre des sensations d'intimité, de confort et de sécurité : à cet égard, **les surfaces NovaBell** relient le goût personnel à l'espace environnant, dans la simplicité et l'authenticité.

Eiche ist ein zeitloses Konzept, das keinen Moden folgt. Materialdesign und Farbspektrum vermitteln Intimität, Komfort, Geborgenheit. So **ermöglichen die Flächenbeläge von NovaBell die individuelle Gestaltung authentischer, stilvoller Raumwelten.**

Eiche es un proyecto alejado de las "modas". El diseño de la materia y la elección de los colores buscan transmitir sensaciones de intimidad, comodidad y seguridad. Por ello **las superficies NovaBell conectan el gusto personal con el espacio circundante de manera desenvuelta y genuina.**

Проект Eiche не подвластен мимолетным веяниям моды. Дизайн материалов и их цветовая гамма передают ощущение душевности, комфорта и безопасности, **поэтому плитка NovaBell** позволяет легко и профессионально воплощать личные вкусовые пристрастия в оформлении пространства.



A photograph of a light-colored wooden floor. In the upper right corner, there is a blue cushion. In the center, an open notebook with handwritten text on the left page and printed text on the right page lies flat. To the right of the notebook is a black and white ceramic cup with a wooden spoon inside. The text is overlaid on the bottom right of the image.

_Items
Eiche



cm. 26x160
inch 10¹/₄x63"



cm. 16x160
inch 6¹/₅x63"



26x160 - 10¹/₄x63"
ECH 46RT Landhaus Rett. **03**
1110



16x160 - 6¹/₅x63"
ECH 44RT Landhaus Rett. **04**
1110



20x20 - 7⁷/₈x7⁷/₈"
ECH 04RT Landhaus Rettificato **27**
1095


COORDINATED DÉCO





20x20 - 7⁷/₈x7⁷/₈"
DEC 472K Cementine Mix Light Beige **27**
1105




7x120 - 2³/₄x47¹/₄"
ECH B42K Battiscopa Landhaus Rettificato **04**
290

 **cm. 30x120**
inch 11¹³/₁₆x47¹/₄



 **cm. 20x120**
inch 7⁷/₈x47¹/₄

 **cm. 40x120**
inch 15³/₄x47¹/₄

 **cm. 20x120**
inch 7⁷/₈x47¹/₄

TECHNICAL	DIN 51130	DIN 51097	BCR	ANSI DCOF	Deep Abrasion Resistance	MOHS	Recommended Use
NATURAL	R10	A+B	DRY > 0.40 WET > 0.40	WET ≥ 0.42	< 175 mm ³	≥ 6	5
ANTISLIP	R11	A+B+C	DRY > 0.40 WET > 0.40	WET ≥ 0.42	< 160 mm ³	≥ 7	5
20 MM	R11	A+B+C	DRY > 0.40 WET > 0.40	WET ≥ 0.42	< 150 mm ³	≥ 8	5



30x120 - 11¹³/₁₆x47¹/₄
ECH 43RT Landhaus Rettificato  



20x120 - 7⁷/₈x47¹/₄
ECH 41RT Landhaus Rettificato  





20x120 - 7⁷/₈x47¹/₄
ECH 47AS Landhaus Antislip Rett.  





TECHNICAL DATA
ANTISLIP




40x120 - 15³/₄x47¹/₄
ECH 42RT Landhaus Rettificato 20mm  





20x120 - 7⁷/₈x47¹/₄
ECH 48RT Landhaus Rett. 20mm  





TECHNICAL DATA
20MM






30x30 - 11¹³/₁₆x11¹³/₁₆
ECH 445K Mos. 5x5 Landhaus  






30x60 - 11¹³/₁₆x23⁵/₈
ECH 446K Mattoncino Landhaus  






30x40 - 11¹³/₁₆x15³/₄
ECH 400K Mattoncino Multicolor  





30x120 - 11¹³/₁₆x47¹/₄
ECH G41K Gradino Landhaus Rett.  



30x120 - 11¹³/₁₆x47¹/₄
ECH G42K Angolo DX Landhaus Rett.  



30x120 - 11¹³/₁₆x47¹/₄
ECH G43K Angolo SX Landhaus Rett.  

* I pezzi speciali "on demand" vengono realizzati solo su richiesta con consegna 6 settimane.
/ Special "on demand" pieces are available only on request and have a 6-week lead-time.
/ Die Formteile „On Demand“ werden nur auf Anfrage mit einer Lieferfrist von 6 Wochen gefertigt. / Les pièces spéciales On Demand sont réalisées uniquement sur demande. Délai de livraison: 6 semaines. / Las piezas especiales "on demand" se fabricarán únicamente bajo pedido y se entregarán al cabo de seis semanas. / Специальные изделия "on demand" выпускаются только по заказу, срок поставки составляет 6 недель.



SCOTTISH



cm. 26x160
inch 10¹/₄x63"



cm. 16x160
inch 6⁵/₁₆x63"



26x160 - 10¹/₄x63"
ECH 56RT Scottish Rett. **03**
1110



16x160 - 6⁵/₁₆x63"
ECH 54RT Scottish Rett. **04**
1110



20x20 - 7⁷/₈x7⁷/₈"
ECH 05RT Scottish Rettificato **27**
1095

COORDINATED DÉCO



20x20 - 7⁷/₈x7⁷/₈"
DEC 472K Cementine Mix Light Beige **27**
1105



7x120 - 2³/₄x47¹/₄"
ECH B52K Battiscopa Scottish Rettificato **04**
290

10,5 mm **cm. 30x120**
inch 1 1/8" x 4 7/8"

10,5 mm **cm. 20x120**
inch 7/8" x 4 7/8"

20 mm **cm. 40x120**
inch 1 5/8" x 4 7/8"

20 mm **cm. 20x120**
inch 7/8" x 4 7/8"

TECHNICAL	DIN 51130	DIN 51097	BCR	ANSI DCOF	Deep Abrasion Resistance	MOHS	Recommended Use
NATURAL	R10	A+B	DRY > 0.40 WET > 0.40	WET ≥ 0.42	< 175 mm ³	≥ 6	5
ANTISLIP	R11	A+B+C	DRY > 0.40 WET > 0.40	WET ≥ 0.42	< 160 mm ³	≥ 7	5
20 MM	R11	A+B+C	DRY > 0.40 WET > 0.40	WET ≥ 0.42	< 150 mm ³	≥ 8	5



30x120 - 1 1/8" x 4 7/8"
ECH 53RT Scottish Rettificato **03**
1095



20x120 - 7/8" x 4 7/8"
ECH 51RT Scottish Rettificato **04**
1095



20x120 - 7/8" x 4 7/8"
ECH 57AS Scottish Antislip Rett. **04**
1100



TECHNICAL DATA
ANTISLIP



40x120 - 1 5/8" x 4 7/8"
ECH 52RT Scottish Rettificato 20mm **01**
1125



20x120 - 7/8" x 4 7/8"
ECH 58RT Scottish Rett. 20mm **02**
1125



TECHNICAL DATA
20MM




30x30 - 1 1/8" x 1 1/8"
ECH 555K Mos. 5x5 Scottish **10**
3115



30x60 - 1 1/8" x 2 3/8"
ECH 556K Mattoncino Scottish **04**
3130




30x40 - 1 1/8" x 1 5/8"
ECH 400K Mattoncino Multicolor **04**
3140



30x120 - 1 1/8" x 4 7/8"
ECH 651K Gradino Scottish Rett. **01**
670



30x120 - 1 1/8" x 4 7/8"
ECH 652K Angolo DX Scottish Rett. **01**
676



30x120 - 1 1/8" x 4 7/8"
ECH 653K Angolo SX Scottish Rett. **01**
676



* I pezzi speciali "on demand" vengono realizzati solo su richiesta con consegna 6 settimane.
/ Special "on demand" pieces are available only on request and have a 6-week lead-time.
/ Die Formteile „On Demand“ werden nur auf Anfrage mit einer Lieferfrist von 6 Wochen gefertigt.
/ Les pièces spéciales On Demand sont réalisées uniquement sur demande. Délai de livraison: 6 semaines.
/ Las piezas especiales "on demand" se fabricarán únicamente bajo pedido y se entregarán al cabo de seis semanas.
/ Специальные изделия "on demand" выпускаются только по заказу, срок поставки составляет 6 недель.



TIMBER

09315
PORCELAIN
TILES

HD
HIGH DEFINITION

NOISE
REDUCTION

V3

10,5 mm

cm. 26x160
inch 10¹/₄x63³/₄

10,5 mm

cm. 16x160
inch 6¹/₂x63³/₄



26x160 - 10¹/₄x63³/₄"
ECH 66RT Timber Rettificato **03**
1110



16x160 - 6¹/₂x63³/₄"
ECH 64RT Timber Rettificato **04**
1110



7x120 - 2³/₄x47¹/₄"
ECH B62K Battiscopa Timber Rettificato

04
290

10,5 mm **cm. 30x120**
inch 1 1/8" x 13/16" x 4 7/8" 1/4

10,5 mm **cm. 20x120**
inch 7/8" x 7/8" x 4 7/8" 1/4

20 mm **cm. 40x120**
inch 1 5/8" x 3/4" x 4 7/8" 1/4

20 mm **cm. 20x120**
inch 7/8" x 7/8" x 4 7/8" 1/4

TECHNICAL	DIN 51130	DIN 51097	BCR	ANSI DCOF	Deep Abrasion Resistance	MOHS	Recommended Use
NATURAL	R10	A+B	DRY > 0.40 WET > 0.40	WET ≥ 0.42	< 175 mm ³	≥ 6	5
ANTISLIP	R11	A+B+C	DRY > 0.40 WET > 0.40	WET ≥ 0.42	< 160 mm ³	≥ 7	5
20 MM	R11	A+B+C	DRY > 0.40 WET > 0.40	WET ≥ 0.42	< 150 mm ³	≥ 8	5



30x120 - 1 1/8" x 13/16" x 4 7/8" 1/4
ECH 63RT Timber Rettificato

03
1095



20x120 - 7/8" x 7/8" x 4 7/8" 1/4
ECH 61RT Timber Rettificato

04
1095



20x120 - 7/8" x 7/8" x 4 7/8" 1/4
ECH 67AS Timber Antislip Rett.

04
1100



TECHNICAL DATA
ANTISLIP



40x120 - 1 5/8" x 3/4" x 4 7/8" 1/4
ECH 62RT Timber Rettificato 20mm

01
1125



20x120 - 7/8" x 7/8" x 4 7/8" 1/4
ECH 68RT Timber Rett. 20mm

02
1125



TECHNICAL DATA
20MM



30x30 - 1 1/8" x 13/16" x 1 1/8" 1/16
ECH 665K Mos. 5x5 Timber

10
3115




30x60 - 1 1/8" x 13/16" x 2 3/8" 5/8
ECH 666K Mattoncino Timber

04
3130




30x40 - 1 1/8" x 13/16" x 1 5/8" 3/4
ECH 400K Mattoncino Multicolor

04
3140




30x120 - 1 1/8" x 13/16" x 4 7/8" 1/4
ECH 661K Gradino Timber Rett.

01
670



30x120 - 1 1/8" x 13/16" x 4 7/8" 1/4
ECH 662K Angolo DX Timber Rett.

01
676



30x120 - 1 1/8" x 13/16" x 4 7/8" 1/4
ECH 663K Angolo SX Timber Rett.

01
676

* I pezzi speciali "on demand" vengono realizzati solo su richiesta con consegna 6 settimane.
/ Special "on demand" pieces are available only on request and have a 6-week lead-time.
/ Die Formteile „On Demand“ werden nur auf Anfrage mit einer Lieferfrist von 6 Wochen gefertigt.
/ Les pièces spéciales On Demand sont réalisées uniquement sur demande. Délai de livraison: 6 semaines.
/ Las piezas especiales "on demand" se fabricarán únicamente bajo pedido y se entregarán al cabo de seis semanas.
/ Специальные изделия "on demand" выпускаются только по заказу, срок поставки составляет 6 недель.



NATUR

09315
PORCELAIN
TILES

H
HIGH DEFINITION



V3

10,5 mm

cm. 26x160
inch 10¹/₄x63"

10,5 mm

cm. 16x160
inch 6¹/₂x63"



26x160 - 10¹/₄x63"
ECH 36RT Natur Rettificato **03**
1110



16x160 - 6¹/₂x63"
ECH 34RT Natur Rettificato **04**
1110

COORDINATED **DÉCO**



20x20 - 7⁷/₈x7⁷/₈"
DEC 472K Cementine Mix Light Beige **27**
1105



7x120 - 2³/₄x47¹/₄"
ECH B32K Battiscopa Natur Rettificato **04**
290

10,5 mm **cm. 30x120**
inch 1 1/8" x 4 7/8"

10,5 mm **cm. 20x120**
inch 7/8" x 4 7/8"

20 mm **cm. 40x120**
inch 1 5/8" x 4 7/8"

20 mm **cm. 20x120**
inch 7/8" x 4 7/8"

TECHNICAL	DIN 51130	DIN 51097	BCR	ANSI DCOF	Deep Abrasion Resistance	MOHS	Recommended Use
NATURAL	R10	A+B	DRY > 0.40 WET > 0.40	WET ≥ 0.42	< 175 mm ³	≥ 6	5
ANTISLIP	R11	A+B+C	DRY > 0.40 WET > 0.40	WET ≥ 0.42	< 160 mm ³	≥ 7	5
20 MM	R11	A+B+C	DRY > 0.40 WET > 0.40	WET ≥ 0.42	< 150 mm ³	≥ 8	5




30x120 - 1 1/8" x 4 7/8"
ECH 33RT Natur Rettificato

03
1095



20x120 - 7/8" x 4 7/8"
ECH 31RT Natur Rettificato

04
1095



20x120 - 7/8" x 4 7/8"
ECH 37AS Natur Antislip Rett.

04
1100



TECHNICAL DATA
ANTISLIP



40x120 - 1 5/8" x 4 7/8"
ECH 32RT Natur Rettificato 20mm

01
1125




20x120 - 7/8" x 4 7/8"
ECH 38RT Natur Rett. 20mm

02
1125



TECHNICAL DATA
20MM



30x30 - 1 1/8" x 1 1/8"
ECH 335K Mos. 5x5 Natur

10
3115

DIN 51097
A+B

DIN 51130
R10




30x60 - 1 1/8" x 2 3/8"
ECH 336K Mattoncino Natur

04
3130




30x40 - 1 1/8" x 1 5/8"
ECH 400K Mattoncino Multicolor

04
3140



30x120 - 1 1/8" x 4 7/8"
ECH G31K Gradino Natur Rett.

01
670



30x120 - 1 1/8" x 4 7/8"
ECH G32K Angolo DX Natur Rett.

01
676



30x120 - 1 1/8" x 4 7/8"
ECH G33K Angolo SX Natur Rett.

01
676

* I pezzi speciali "on demand" vengono realizzati solo su richiesta con consegna 6 settimane.
/ Special "on demand" pieces are available only on request and have a 6-week lead-time.
/ Die Formteile „On Demand“ werden nur auf Anfrage mit einer Lieferfrist von 6 Wochen gefertigt.
/ Les pièces spéciales On Demand sont réalisées uniquement sur demande. Délai de livraison: 6 semaines.
/ Las piezas especiales "on demand" se fabricarán únicamente bajo pedido y se entregarán al cabo de seis semanas.
/ Специальные изделия "on demand" выпускаются только по заказу, срок поставки составляет 6 недель.



cm. 26x160
inch 10¹/₄x63"



cm. 16x160
inch 6⁵/₁₆x63"



26x160 - 10¹/₄x63"
ECH 86RT Alpin Rett.

03
1110



16x160 - 6⁵/₁₆x63"
ECH 84RT Alpin Rett.

04
1110

COORDINATED **DÉCO**




20x20 - 7⁷/₈x7⁷/₈"
DEC 272K Cementine Mix


27
1105



7x120 - 2³/₄x47¹/₄"
ECH B82K Battiscopa Alpin Rettificato



04
290

 **cm. 30x120**
inch 11¹³/₁₆x47¹/₄


 **cm. 20x120**
inch 7⁷/₈x47¹/₄



TECHNICAL	DIN 51130	DIN 51097	BCR	ANSI DCOF	Deep Abrasion Resistance	MOHS	Recommended Use
NATURAL	R10	A+B	DRY > 0.40 WET > 0.40	WET ≥ 0.42	< 175 mm ³	≥ 6	5





30x120 - 11¹³/₁₆x47¹/₄
ECH 83RT Alpin Rettificato  

20x120 - 7⁷/₈x47¹/₄  
ECH 81RT Alpin Rettificato






30x30 - 11¹³/₁₆x11¹³/₁₆
ECH 885K Mos. 5x5 Alpin  






30x60 - 11¹³/₁₆x23⁵/₈  
ECH 886K Mattoncino Alpin






30x40 - 11¹³/₁₆x15³/₄  
ECH 400K Mattoncino Multicolor





30x120 - 11¹³/₁₆x47¹/₄  
ECH 681K Gradino Alpin Rett.



30x120 - 11¹³/₁₆x47¹/₄  
ECH 682K Angolo DX Alpin Rett.



30x120 - 11¹³/₁₆x47¹/₄  
ECH 683K Angolo SX Alpin Rett.

* I pezzi speciali "on demand" vengono realizzati solo su richiesta con consegna 6 settimane.
/ Special "on demand" pieces are available only on request and have a 6-week lead-time.
/ Die Formteile „On Demand“ werden nur auf Anfrage mit einer Lieferfrist von 6 Wochen gefertigt.
/ Les pièces spéciales On Demand sont réalisées uniquement sur demande. Délai de livraison: 6 semaines.
/ Las piezas especiales "on demand" se fabricarán únicamente bajo pedido y se entregarán al cabo de seis semanas.
/ Специальные изделия "on demand" выпускаются только по заказу, срок поставки составляет 6 недель.

09315
PORCELAIN
TILES



cm. 40x120
inch 15³/₄x47¹/₄



cm. 20x120
inch 7⁷/₈x47¹/₄



CATALOGUE
20mm



↑ 20 mm

40x120 - 15³/₄x47¹/₄ 01
ECH 42RT Landhaus Rett. 20mm 1125



↑ 20 mm

20x120 - 7⁷/₈x47¹/₄ 02
ECH 48RT Landhaus Rett. 20mm 1125



↑ 20 mm

40x120 - 15³/₄x47¹/₄ 01
ECH 32RT Natur Rett. 20mm 1125



↑ 20 mm

20x120 - 7⁷/₈x47¹/₄ 02
ECH 38RT Natur Rett. 20mm 1125



↑ 20 mm

40x120 - 15³/₄x47¹/₄ 01
ECH 52RT Scottish Rett. 20mm 1125



↑ 20 mm

20x120 - 7⁷/₈x47¹/₄ 02
ECH 58RT Scottish Rett. 20mm 1125



↑ 20 mm

40x120 - 15³/₄x47¹/₄ 01
ECH 62RT Timber Rett. 20mm 1125



↑ 20 mm

20x120 - 7⁷/₈x47¹/₄ 02
ECH 58RT Timber Rett. 20mm 1125



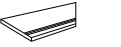






TECHNICAL DATA
20mm

TECHNICAL	DIN 51130	DIN 51097	BCR	ANSI DCOF	Deep Abrasion Resistance	MOHS	Recommended Use
20 MM	R11	A+B+C	DRY > 0.40 WET > 0.40	WET ≥ 0.42	< 150 mm ³	≥ 8	5



ON DEMAND*

	 01 670	 02 540	 02 620	 02 620	 02 590	 02 590	 02 590
	TORO GRADINO 40x120 15° ³ / ₈ x47° ¹ / ₄	BORDO ANTIDERAP RETTIFICATO 40x60 15° ³ / ₈ x23° ⁵ / ₈	BORDO ANGOLO SX RETTIFICATO 40x60 15° ³ / ₈ x23° ⁵ / ₈	BORDO ANGOLO DX RETTIFICATO 40x60 15° ³ / ₈ x23° ⁵ / ₈	GRIGLIA RETTIFICATO 20x60 7° ⁷ / ₈ x23° ⁵ / ₈	GRIGLIA ANGOLO SX 20x60 7° ⁷ / ₈ x23° ⁵ / ₈	GRIGLIA ANGOLO DX 20x60 7° ⁷ / ₈ x23° ⁵ / ₈
Landhaus	ECH G4RT	ECH W41R	ECH W42R	ECH W44R	ECH W45R	ECH W46R	ECH W47R
Natur	ECH G3RT	ECH W31R	ECH W32R	ECH W34R	ECH W35R	ECH W36R	ECH W37R
Scottish	ECH G5RT	ECH W51R	ECH W52R	ECH W54R	ECH W55R	ECH W56R	ECH W57R
Timber	ECH G6RT	ECH W61R	ECH W62R	ECH W64R	ECH W65R	ECH W66R	ECH W67R

* I pezzi speciali "on demand" vengono realizzati solo su richiesta con consegna 6 settimane. / Special "on demand" pieces are available only on request and have a 6-week lead-time. / Die Formteile „On Demand“ werden nur auf Anfrage mit einer Lieferfrist von 6 Wochen gefertigt. / Les pièces spéciales On Demand sont réalisées uniquement sur demande. Délai de livraison: 6 semaines. / Las piezas especiales "on demand" se fabricarán únicamente bajo pedido y se entregarán al cabo de seis semanas. / Специальные изделия "on demand" выпускаются только по заказу, срок поставки составляет 6 недель.

MERCHANDISING



LANDHAUS



NATUR



SCOTTISH



ALPIN



TIMBER




SCA-ECH

IMBALLI e PESI

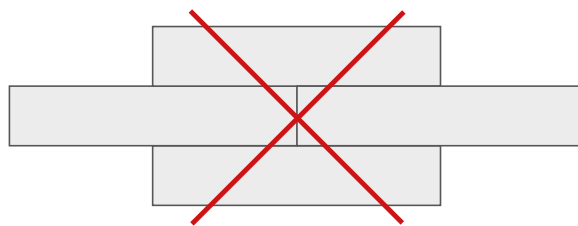
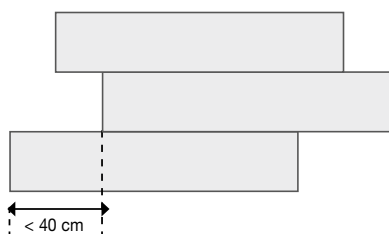
Packaging and weights / Verpackungen und Gewichte / Emballages et poids / Embalajes y pesos / Упаковка и вес

SCATOLA / BOX

PALLET

	pz	m2	kg	box	m2	kg	⚖
26x160	3	1,248	30,2 	24	29,952	725	10,5
16x160	4	1,024	24,0	60	61,440	1440	10,5
30x120	3	1,080	24,2	24	25,920	581	10,5
20x120	4	0,960	21,3	40	38,400	852	10,5
20x20	27	1,080	25,0	34	37,720	850	10,5
20x120	2	0,480	21,4	40	19,200	856	20
40x120	1	0,480	21,7	48	23,040	1042	20

Posa Sfalsata: disposizione consigliata / OFFSET PATTERN: recommended arrangement / HALBSTEINVERBAND: Empfohlene Anordnung / POSE DÉCALÉE: disposition conseillée / COLOCACIÓN A ROMPEJUNTA: disposición aconsejada.



Nella posa "a correre", si consiglia di sfalsare i moduli distanziandoli non oltre i 40 cm.

In the case of "random" patterns, we recommend offsetting the modules, but by no more than 40 cm.

Bei versetzter Verlegung wird empfohlen, die Module in einem Versatz von maximal 40 cm zu verlegen.

Dans la pose «à l'anglaise», il est conseillé de décaler les modules en les espaçant de moins de 40 cm.

En la colocación "corrida" se aconseja colocar las piezas a rompejunta distanciándolas no más de 40 cm.



LEED® CERTIFICATION COMPLIANT

EICHE E' UN PRODOTTO CON PARTICOLARI CARATTERISTICHE DI ECOSOSTENIBILITA', CHE CONTRIBUISCE ALL'OTTENIMENTO DEI CREDITI PER LA CERTIFICAZIONE LEED (LEADERSHIP IN ENERGY AND ENVIROMENTAL DESIGN).



EICHE IS A PRODUCT WITH PARTICULAR ENVIRONMENTAL SUSTAINABILITY CHARACTERISTICS, THAT HELPS IN OBTAINING POINTS FOR LEED (LEADERSHIP IN ENERGY AND ENVIRONMENTAL DESIGN) CERTIFICATION.

LA SERIE EICHE PRESENTE DE CARACTERISTIQUES SPECIFIQUES DE DEVELOPPEMENT DURABLE; ELLE CONTRIBUS A OBTENIR DE CREDITS POUR LA CERTIFICATION LEED (LEADERSHIP IN ENERGY AND ENVIROMENTAL DESIGN).


EICHE - ЭТО ПРОДУКЦИЯ СО СПЕЦИАЛЬНЫМИ ХАРАКТЕРИСТИКАМИ ЭКОЛОГИЧЕСКОЙ ЭФФЕКТИВНОСТИ, ПОЗВОЛЯЮЩАЯ ПОЛУЧАТЬ ЗАЧЕТНЫЕ ОЧКИ ДЛЯ СЕРТИФИКАТА LEED (LEADERSHIP IN ENERGY AND ENVIROMENTAL DESIGN).

EICHE IST EIN AUSGESPROCHEN UMWELTFREUNDLICHES PRODUKT, DAS ZUM ERREICHEN DER PUNKTE FÜR DIE ZERTIFIZIERUNG NACH LEED (LEADERSHIP IN ENERGY AND ENVIROMENTAL DESIGN) BEITRÄGT.

EICHE ES UN PRODUCTO CON CARACTERÍSTICAS DE SOSTENIBILIDAD MEDIOAMBIENTAL ESPECIALES, QUE FACILITA LA OBTENCIÓN DE PUNTOS PARA LA CERTIFICACIÓN LEED (LEADERSHIP IN ENERGY AND ENVIRONMENTAL DESIGN) LIDERAZGO EN ENERGÍA Y DISEÑO AMBIENTAL.




The International reference standards: ANSI - ASTM **NATURALE**

Characteristics and Test methods 	Requirements ANSI A 137.1	Our general values
Determination of water absorption - (ASTM C 373)	Average value $E_w \leq 0,5\%$	Average value $\leq 0,5\%$
Classification	Definition § 3.0	Porcelain tiles
		Physical properties
Breaking strength - (ASTM C 648)	Average ≥ 250 lbf (1.11 kN) Individual ≥ 225 lbf (1.00 kN)	Complies
Visible Abrasion - (ASTM C 1027)	As reported	Class 0-5
NovaBell classification of abrasion resistance	(see Annex N)	Class 4
Thermal shock resistance - (ASTM C 428)	Pass	Complies
Crazing resistance - (ASTM C 424)	Pass	Complies
Resistance to freeze/thaw cycling - (ASTM C 1026)	As reported	Resistant
DCOF Resistance - (ANSI A 137.1 Section 9.6)	$\geq 0.42^{(1)}$	DCOF ≥ 0.42
Bond strength - (ASTM C 482)	≥ 50 psi (0.34 MPa)	> 1 MPa
Color Uniformity - (ASTM C 609 and ANSI A 137.1 section 9.3) ⁽²⁾	V0 - 3 Judds	See the specific section
		Chemical properties
Chemical resistance - (ASTM C 650)	As reported	Resistant
Stain resistance - (ASTM C 1378)	As reported	Resistant
		Dimensions - Calibrated tiles
Dimensions - (ASTM C 499) - (ASTM C 485) - (ASTM C 502)	See ANSI A 137.1 - Tab.10	Complies
		Dimensions - Rectified tiles
Dimensions - (ASTM C 499) - (ASTM C 485) - (ASTM C 502)	See ANSI A 137.1 - Tab.10	Complies

(1) For level interior spaces expected to be walken upon when wet - (2) For V0 tiles only



**EICHE
NATURALE**


 Utilizzare il **QR CODE** per scaricare le schede tecniche


 Use the **QR CODE** to download data sheets


 **QR CODE** benutzen um die technische datenblätter runter zu laden



**EICHE
ANTISLIP**

 Veuillez utiliser le **QR CODE** pour télécharger les fiches techniques

 Utilizar el **QR CODE** para descargar las fichas técnicas


 Используйте QR-код для скачивания технических характеристик



**EICHE
20MM**

The international reference standards: ISO - EN

NATURALE


Characteristics and Test methods 	Requirements EN 14411 ⁽¹⁾ - G/ISO 13006 ⁽²⁾ - G	Our general values
Determination of water absorption - (ISO 10545-3)	Average value $E_3 \leq 0,5\%$ / Individual maximum 0,6%	Average value and individual maximum < 0,5%
Classification	Definition § 3.2 and § 3.7	Bl_a - Porcelain tiles
		Physical properties
Modulus of rupture - (ISO 10545-4)	Average ≥ 35 N/mm ²	≥ 35 N/mm ²
Breaking strength - (ISO 10545-4)	Average ≥ 1300 N for tickness $\geq 7,5$ mm Average ≥ 700 N for tickness < 7,5 mm	Complies
BREAKAGE LOAD CLASS (value referred to 60x60rt - 80x80rt sizes)	EN 1339 ANNEX F	U11
Abrasion resistance - (ISO 10545-7)	Abrasion class and cycles passed	See the specific section
NovaBell classification of abrasion resistance	(see Annex N)	Class 4
Coefficient of linear thermal expansion (ISO 10545-8)	Declared value ⁽¹⁾ / Test method available ⁽²⁾	< 7,1 x10 ⁻⁶ °C ⁻¹
Thermal shock resistance - (ISO 10545-9)	Pass according to EN ISO 10545-1 ⁽¹⁾ / Test method available ⁽²⁾	Complies
Crazing resistance - (ISO 10545-11)	Pass according to EN ISO 10545-1 ⁽¹⁾ / Required ⁽²⁾	Complies
Frost resistance - (ISO 10545-12)	Pass according to EN ISO 10545-1 ⁽¹⁾ / Required ⁽²⁾	Complies
Moisture expansion - (ISO 10545-10)	Declared value ⁽¹⁾ / Test method available ⁽²⁾	$\leq 0,2$ mm/m
Small colour differences (ISO 10545-16)	$\Delta E_{cmc} < 0,75^{(1)}$	If agreed
Impact resistance - (ISO 10545-5)	Declared value ⁽¹⁾ / Test method available ⁽²⁾	COR > 0,75
Reaction to fire	Class A1 or A1 _{FL} ⁽¹⁾	A1 _{FL} Classified Without Testing (CWT) - 96/603
		Chemical properties
Chemical resistance - (GL) (ISO 10545-13)		
Resistance to low and high concentrations of acids and alkalis	Declared value ⁽¹⁾ / Manufacturer is to state classification ⁽²⁾	Resistant (see "Maintenance and care" section)
Resistance to household chemicals and swimming pool salts	Minimum class B	G A
Resistance to staining (ISO 10545-14)	Minimum class 3	≥ 4 (see "Maintenance and care" section)
Release of dangerous substances (ISO 10545-15)	Declared value ⁽¹⁾ / Test method available ⁽²⁾	Pb < 0,1 / Cd < 0,01 mg/dm ²
		Dimensions and surface quality
Dimensions - (ISO 10545-2)	See ANNEX G	Complies
Surface quality - (ISO 10545-2 § 7)	A minimum of 95% of the tiles shall be free from visible defects that would impair the appearance of a major area of tiles	Complies


(1) Requirements according to EN 14411

(2) Requirements according to ISO 13006


Test methods	Requirements and references	Our general values
Determination of anti-slip properties - Workrooms and fields of activities with raised slip danger, walking method - Ramp test (DIN 51130) - Germany	BGR / ASR From R9 to R13	R10
Determination of anti-slip properties. - Wet-loaded barefoot areas - Walking method - Ramp test (DIN 51097) - Germany	GUV-I 8527 A - B - C	A+B
Dynamic Coefficient Friction wet and dry condition (BCR - ex BCRA) - Italy	DM n. 236 / 1989 $\mu > 0,40$	$\mu > 0,40$
Scrath hardenss of surface according to Mohs	ex BS 6431-13 / ex EN 101	≥ 5


 La tabella in italiano con i dati tecnici è scaricabile su www.novabell.it

 The English language technical specification for each collection can be downloaded from www.novabell.it

 Die Tabelle in deutscher Sprache kann auf www.novabell.it heruntergeladen werden.

 Si vous le souhaitez, téléchargez le tableau contenant les données techniques en français en allant sur www.novabell.it

 Descargue la tabla de datos técnicos en español, disponible en www.novabell.it

 Таблицу на русском языке с техническими данными можно скачать с сайта www.novabell.it

